

Investment philosophy

The objective of the fund is to achieve capital growth and generate income by investing in instruments with a sensitivity to interest rates (effective duration) of less than 2. The assets will be primarily denominated in USD. The fund invests mainly in bonds, funds, ETFs, money market instruments and derivatives. The assets will be invested primarily in instruments with a minimum investment grade rating. The remaining assets may be invested in instruments in any currency and without limits on the rating of the issuer or geographical location. Derivatives are used with the aim of ensuring good portfolio management as well as for hedging purposes.

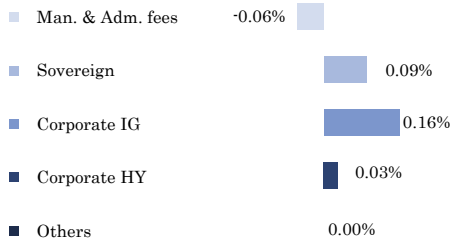
Return & risk metrics (data since October 2011)

NAV price	253.35
Cumulative return	21.1%
Annualised return	1.5%
Best month	1.6%
Worst month	-2.2%
Volatility	1.3%
Sharpe ratio	(0.05)
Value At Risk (95%,1M)	-0.6%
Fund yield	4.8%
Fund duration	0.78
Total position	51

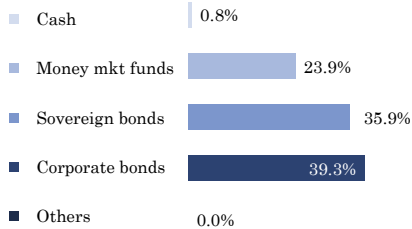
Top holdings

US TREASURY N/B '26	7.0%
US TREASURY N/B '26	6.2%
SPDR BBG 0-3 US CORPORATE	6.0%

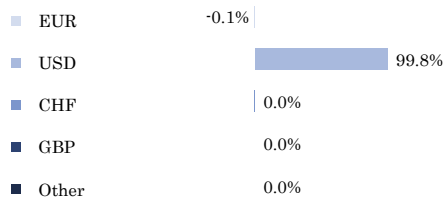
Monthly performance contribution



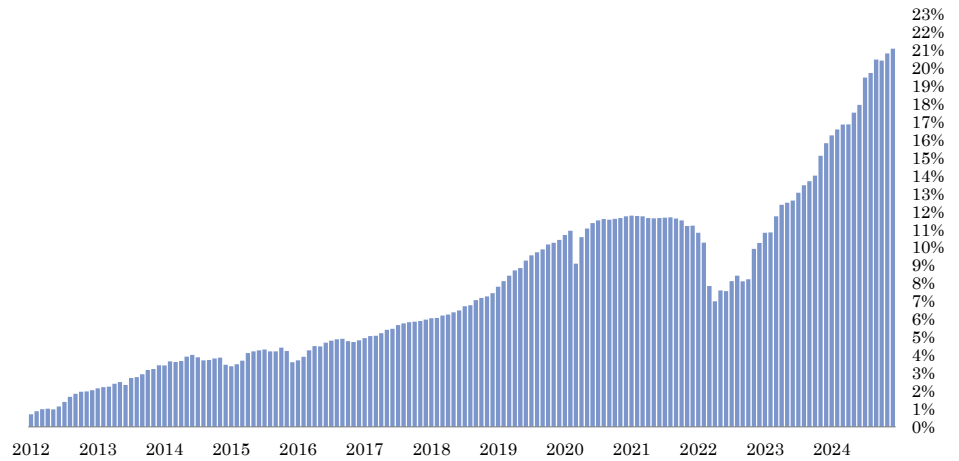
Asset Allocation



Currencies




Cumulative net return



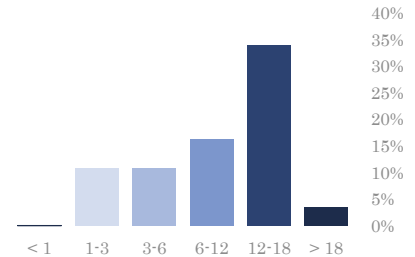
Monthly net returns

	Jan	Feb	Mar	Apr	May	June	Jul	Aug	Sep	Oct	Nov	Dec	YTD
2013	0.11%	0.06%	0.03%	0.16%	0.09%	-0.15%	0.38%	0.04%	0.16%	0.23%	0.06%	0.20%	1.37%
2014	-0.01%	0.22%	-0.03%	0.05%	0.24%	0.09%	-0.12%	-0.16%	0.02%	0.07%	0.05%	-0.38%	0.03%
2015	-0.08%	0.11%	0.19%	0.41%	0.09%	0.05%	0.05%	-0.10%	0.00%	0.19%	-0.17%	-0.61%	0.13%
2016	0.10%	0.19%	0.34%	0.23%	-0.02%	0.20%	0.11%	0.07%	0.02%	-0.13%	-0.04%	0.09%	1.18%
2017	0.12%	0.11%	0.02%	0.14%	0.18%	0.05%	0.19%	0.09%	0.06%	0.03%	0.04%	0.07%	1.10%
2018	0.08%	0.02%	0.12%	0.05%	0.12%	0.09%	0.22%	0.05%	0.26%	0.11%	0.08%	0.17%	1.40%
2019	0.33%	0.29%	0.28%	0.27%	0.12%	0.39%	0.27%	0.15%	0.14%	0.26%	0.08%	0.14%	2.76%
2020	0.25%	0.21%	-1.65%	1.35%	0.44%	0.28%	0.13%	0.07%	-0.03%	0.04%	0.04%	0.09%	1.19%
2021	0.03%	-0.02%	-0.01%	-0.08%	-0.02%	0.02%	0.02%	0.01%	-0.06%	-0.10%	-0.27%	0.01%	-0.47%
2022	-0.36%	-0.50%	-2.19%	-0.79%	0.57%	-0.04%	0.52%	0.28%	-0.29%	0.10%	1.56%	0.31%	-0.86%
2023	0.51%	0.01%	0.82%	0.57%	0.10%	0.11%	0.39%	0.37%	0.20%	0.28%	0.97%	0.61%	5.05%
2024	0.37%	0.29%	0.23%	0.00%	0.56%	0.37%	1.30%	0.21%	0.63%	-0.05%	0.33%	0.22%	4.55%

Ratings



Maturity schedule (in months)



General information

ISIN	LU0041782110	Custodian	SGBT, Luxembourg
Bloomberg	PLEUSRI LX	Adm.	Lemanik, Luxembourg
Liquidity	Weekly (cut off Wednesday 6 pm)	Auditor	KPMG Audit, Luxembourg
Management fees	0.30%	Type	UCITS

Disclaimer

The material presented above are provided to you at your request and informational purposes only. This material is for your private information only and we are not soliciting any action based upon it. It is not to be construed as an offer to sell or the solicitation of an offer to buy any investment product.

The market valuation, terms and calculations contained herein are estimates only. Over time, there may be changes to the information currently supplied in this document. We take no responsibility for amending or correcting any previously supplied information.

This document is based upon information that we consider reliable, but we do not represent that it is accurate or complete, and it should be relied upon as such. Past performance is not indicative of future results.

Information for investors in Switzerland

The state of the origin of the Fund is Luxembourg.

The Representative in Switzerland is ACOLIN Fund Services AG, Affolternstrasse 56, CH-8050 Zurich.

The Paying Agent is CBH - Compagnie Bancaire Helvétique S.A., boulevard Emile-Jaques-Dalcroze 7, CH-Geneva.

The prospectus, the statutes, the key investor information as well as the annual and semi-annual reports may be obtained free of charge at the registered office of the Swiss Representative.

The current document is intended for information purposes only and shall not to be used as an offer to buy and/or sell shares. In case where the performance data are included in the current document, past performance is no indication of current or future performance. The performance data do not take account of the commissions and costs incurred on the issue and redemption of units.